

--	--	--	--	--

Centre Number

Section II (continued)

--	--	--	--	--	--	--	--	--

Student Number

Marks

Question 19 (7 marks)

- (a) Using Source I, describe the spatial pattern of the global production of oil in 2000. **3**

.....

.....

.....

.....

.....

.....

- (b) Describe TWO factors influencing the future direction of a global economic activity you have studied. **4**

.....

.....

.....

.....

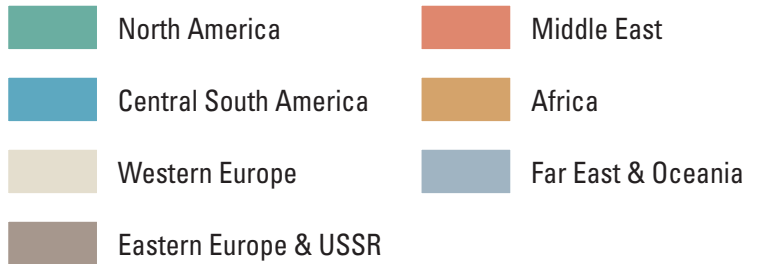
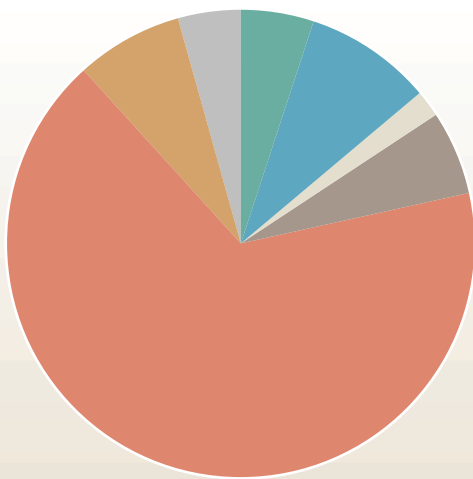
.....

.....

.....

.....

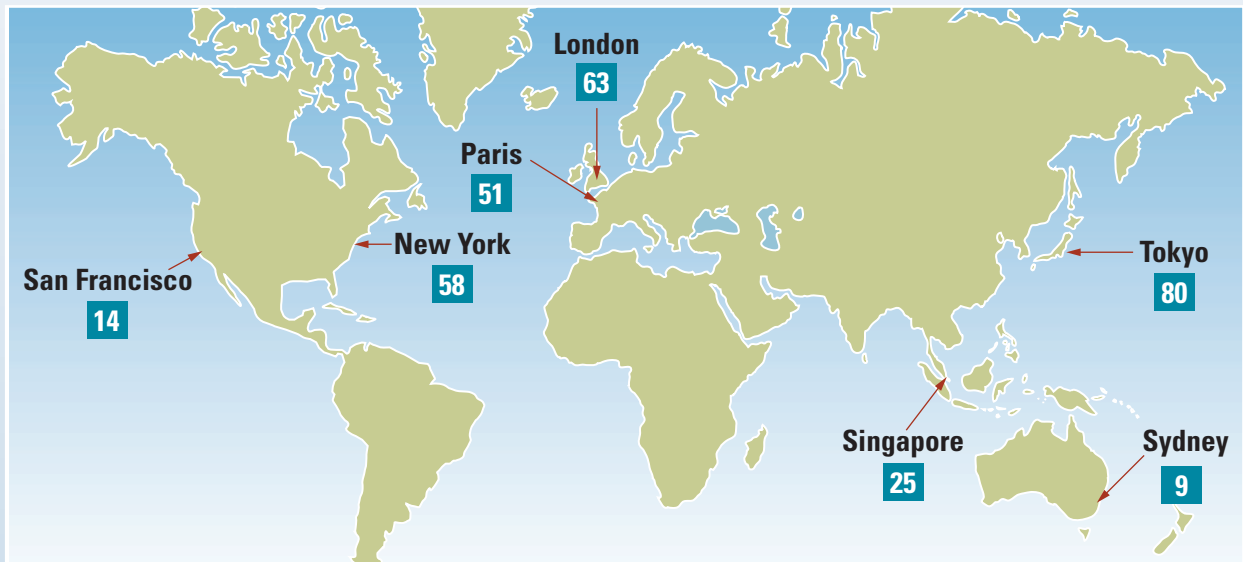
**Source I – World Oil Production by Region, 2000**



Total World Production  
1012.8 billion barrels

**Source J – Examples of Links Between World Cities and Some Global Economic Activities**

**Locations of the headquarters of the top 300 Transnational Corporations (TNC)**



**International communications network of Citicorp bank**

